

ledix

Cet Lighting Sp. z o.o.

43-200 Pszczyna, ul. Zielona 27
tel: +48 32 449 15 00
fax: +48 32 449 15 02
e-mail: ledix@ledix.pl
www.ledix.pl

zaMeL cet

DESCRIPTION

The ZNM series power supplies are professional impulse power supplies with voltage regulation of 12 V. The 12 V version is recommended to supply the standard LED products. The ZNM power supplies are designed to be mounted on a TH-35 DIN rail. The devices are available in a 1, 2 or 3 modular casings depending on the output power (10 W, 8 W, 15 W). The ZNM power supplies have a very low power consumption in the standby mode, high efficiency of about 79%, high stability of the output voltage and a long-term reliability.

FEATURES

- Nominal output voltage: 12 V DC,
- Nominal output power: 8 W, 10 W, 15 W,
- TH-35 rail mounting,
- Low power consumption in the standby mode: 0,25 W,
- Efficiency na poziomie 79%,
- High stability of the output voltage with input voltage or load changes,
- Protections: short-circuit, overload,
- Wide ambient temperature range: -10 ÷ +50 °C,
- Casings: 1, 2 or 3 modular,
- Long-term operation reliability.



CAUTION

The device is designed for single-phase installation and must be installed in accordance with standards valid in a particular country. The device should be connected according to the details included in this operating manual. Installation, connection and control should be carried out by a qualified electrician staff, who act in accordance with the service manual and the device functions. In case of casing dismantling an electric shock may occur, and the guarantee is lost then. Before installation make sure the connection cables are not under voltage. The cruciform head screwdriver 3,5 mm should be used to instal the device. Improper transport, storage, and use of the device influence its wrong functioning. It is not advisable to instal the device in the following cases: if any device part is missing or the device is damaged or deformed. In case of improper functioning of the device contact the producer.



The symbol means selective collecting of electrical and electronic equipment. It is forbidden to put the used equipment together with other waste.

TECHNICAL DATA

ZNM-08-12

Nominal output voltage:	12 V DC
Nominal output current:	0,66 A
Nominal output power:	8 W
Output voltage tolerance:	5%
Output voltage ripples:	80 mV _{p-p}
Output voltage time increase:	10 ms
Output voltage time adjustment:	20 ms
Dimensions:	double-module (66 x 90 x 35 mm)

ZNM-10-12

Nominal output voltage:	12 V DC
Nominal output current:	0,83 A
Nominal output power:	10 W
Output voltage tolerance:	3%
Output voltage ripples:	63 mV _{p-p}
Output voltage time increase:	30 ms
Output voltage time adjustment:	100 ms
Dimensions:	single-module (66 x 90 x 17,5 mm)

ZNM-15-12

Nominal output voltage:	12 V DC
Nominal output current:	1,25 A
Nominal output power:	15 W
Output voltage tolerance:	5%
Output voltage ripples:	80 mV _{p-p}
Output voltage time increase:	10 ms
Output voltage time adjustment:	20 ms
Dimensions:	triple-module (66 x 90 x 53 mm)

Common parameters of ZNM power supplies

Nominal input voltage:	230 V AC
Input voltage tolerance:	-15 ÷ 10%
Nominal frequency:	50 Hz
Efficiency:	79 ÷ 80 %
Power consumption (standby):	0,25 A
Starting current:	20 A
Protections:	short-circuit, overload
Protection class:	II
Casing protection degree:	IP20
Ambient temperature range:	-10 ÷ +50 °C
Reference standard:	PN-EN 61204-3; PN-EN 55022 PN-EN 61000

NOTE: Minimum distance to the other devices - 10 mm.

The power supply should be installed in a place that allows good heat release!

MOUNTING

The device is designed for single-phase installation and must be installed in accordance with standards valid in a particular country. Installation, connection and control should be carried out by a qualified electrician staff, who act in accordance with the service manual and the device functions.

1. Disconnect power supply by the phase fuse, the circuit-breaker or the switch-disconnector combined to the proper circuit.
2. Check if there is no voltage on connection cables by means of a special measure equipment.
3. Install device in the switchboard on TH-35 DIN rail
4. Connect the cables with the terminals.
5. Switch on the power supply from the mains.

When connecting fittings or devices to power supply pay attention to a correct polarity of the output cables. Total power capacity can not exceed the nominal power of the power supply.

SYMBOL MEANING



Safety transformer short-circuit resistant (directly or indirectly).



The construction is made in protection level II.

FAMILY OF PRODUCTS

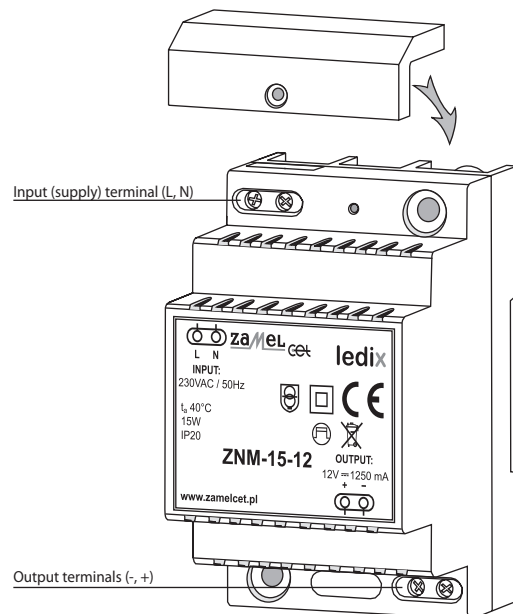
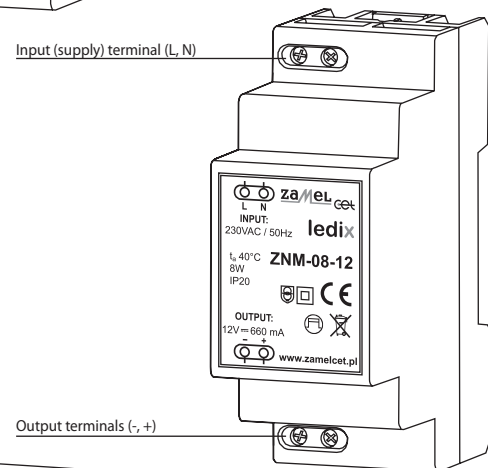
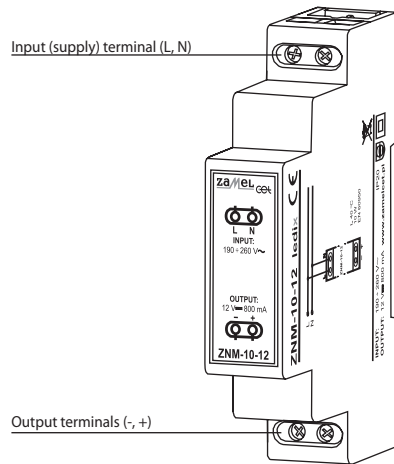
ZNM-XX-XX

Nominal output voltage:
12 - 12V
14 - 14V

Nominal output power:
8 - 8W
10 - 10W
15 - 15W

Symbol (series)

APPEARANCE



DIMENSIONS

